

PERFORMANCES 2025

19/02/2026



FAIRE 2030 "AVEC VOUS, DE TOUTES NOS FORCES" *

Strategic plan launched in 2025



AVEC VOUS, DE TOUTES NOS FORCES.

* With you, with all our strength.

OUR DEVELOPMENT AMBITIONS

#1 Be a major player in the sustainable development of the regions

#2 Continue opening up our business model and develop boldly

OUR TRANSFORMATION AMBITIONS

1 Commit to a Crédit Mutuel Arkéa customer promise

2 Improve operational efficiency

3 Support a committed community

OUR 2 CATALYSTS TO SUCCEED

Our IT strategy

Our AI strategy

OUR TARGETS FOR 2027

> €550 million
net profit
corresponding to 7%
of notional ROE

≥16%
CET1 ratio

≤ 67%
Cost/income ratio

<110%
Loan-to-deposit
ratio

7 million
members and
customers
(by 2030)

**Increase by
€10bn**
funds injected into
the real economy
(2025-2027)

€10 million
distributed each year as
part of solidarity and
sponsorship schemes

More information on these targets can be found on the group's webpage dedicated to the [strategic plan "Faire 2030"](#)

2025: A SOLID MOMENTUM SUPPORTED BY FAIRE 2030

Selected illustrative initiatives

Client acquisition supported by on-line banking with a 17% increase in the number of clients at Arkéa Direct Bank (Fortuneo + Keytrade).

Supporting companies in the regions

Arkéa Capital has launched **Arkéa Capital 3** which aims at supporting the growth and development plans of about 20 companies. Arkéa Capital has announced the second closing of the fund Arkéa Capital 3 for €73m, 10 months after it was first marketed to clients.

A customer promise is launched

“**Avec vous, de toutes nos forces**”, is a initiative launched throughout the entire group and supported by a multidisciplinary team representing all entities of the group, mobilized to sustainably change practices for the benefit of customers.

**AVEC VOUS,
DE TOUTES NOS
FORCES.**

A group in motion

- **Acquisition of Seqino**, a company offering electronic invoicing solution and registered as Partner Dematerialization Platform (PDP). This acquisition anticipates the widespread adoption of e-invoicing.

- **The group has sold its 40%-stake in SWEN Capital Partners** to OFI Invest. The group intends to refocus its private equity business on Arkéa Capital.

Environmental commitments

- Crédit Mutuel Arkéa has released its **biodiversity and natural capital strategy** intended to increase further the inclusion of biodiversity protection matters in its financing, investments and direct footprint. - The group has been awarded the **outstanding score “A”** for the climate by CDP. As such, it belongs to the top 4% of entities boasting such a high score among the 22,100 entities surveyed.

Emphasis on sovereignty

- Roll out of a dedicated team “**Défense & Souveraineté**”, to support corporates and SMEs in the French technology and defence sectors (*Base Industrielle et Technologique de Défense - BITD*).

- **Crédit Mutuel Arkéa is one of the 4 French banks taking part in the new phase of a state-sponsored initiative (Initiative Nationale pour l’Agriculture Française - INAF) which provides further support to farmers** in their transition and strengthen agri and food sovereignty of the regions.

Solidarity initiatives



True to its cooperative and mutualist values, Crédit Mutuel Arkéa has **earmarked 12,4 M€ to its several solidarity initiatives**, notably through the combined action of its Endowment fund, solidarity initiatives within the regional banks and skills sponsoring.

PERFORMANCES REFLECTIVE OF A DEVELOPING GROUP

Financial and extra-financial performances are bound together

Supported by good business volumes, Crédit Mutuel Arkéa reports materially improved results for 2025; they demonstrate the relevance of its business model serving its members and clients.

This first year of the strategic plan "Faire 2030" also represented a new step in the focus on extra-financial objectives. They are now fully integrated in our operations and within our services and products for the financing the real economy and the transitions.

Boosted par the good commercial momentum and the increase in revenues, the group net profit totalled €450m, a €55m increase versus last year.

COMMERCIAL ACTIVITY ALIGNED WITH OUR AMBITIONS OF GLOBAL PERFORMANCE

Number of clients: + 4.8% to **5.6 million**

Gross customer loans: + 3.3% to **€94.0m**

Production of loans
supporting climate transition: x2.4

Customer savings: + 8.5% to **€197.4m**

Gross inflows on savings products
to finance climate transition: + 87%

FINANCIAL PERFORMANCE SUPPORTED BY A SOLID AND DIVERSIFIED BUSINESS MODEL

Revenues: + 11% to **€2,424m**

Cost/income ratio: - 3.6 pp to **65.2%**

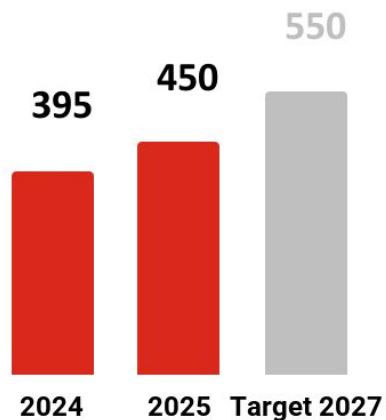
Group net profit: + 13.8% to **€450m**

(Pre-tax profit: + 21%)

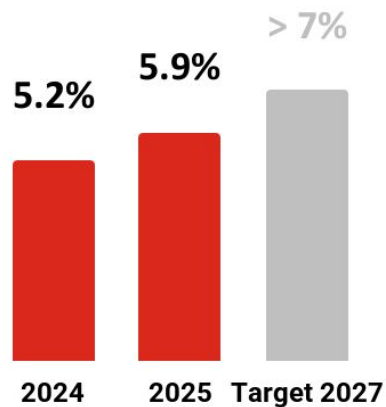
CET1 ratio: + 1.1 pp to **17.9%**

2025: FIRST YEAR OF A STRATEGIC PLAN THAT DELIVERS ON ITS COMMITMENTS

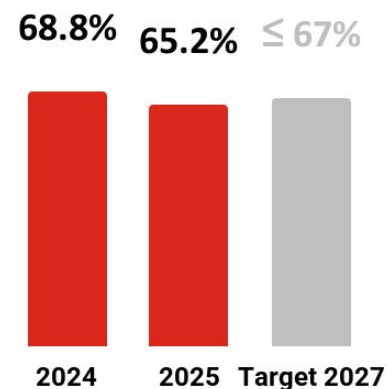
NET PROFIT (€m)



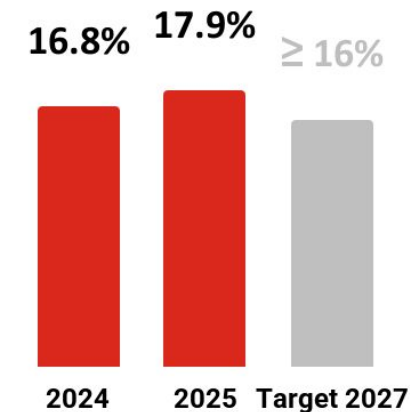
NOTIONAL ROE



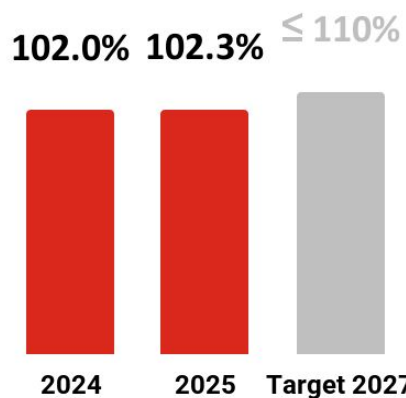
COST/INCOME RATIO



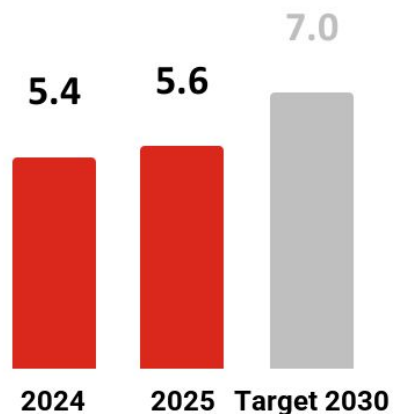
CET1 RATIO



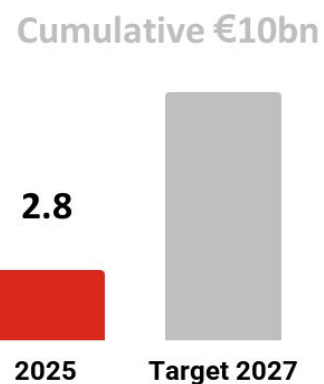
LOAN/DEPOSIT RATIO



NUMBER OF CLIENTS (million)

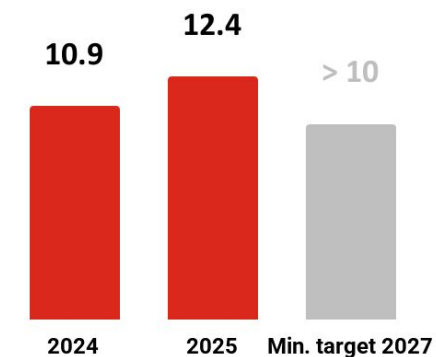


FINANCING PROVIDED TO THE REAL ECONOMY (€bn)*



SOLIDARITY AND SPONSORSHIP (€m)

Scope under review



More information on these objectives can be found on the group's webpage dedicated to the [strategic plan "Faire 2030"](#)

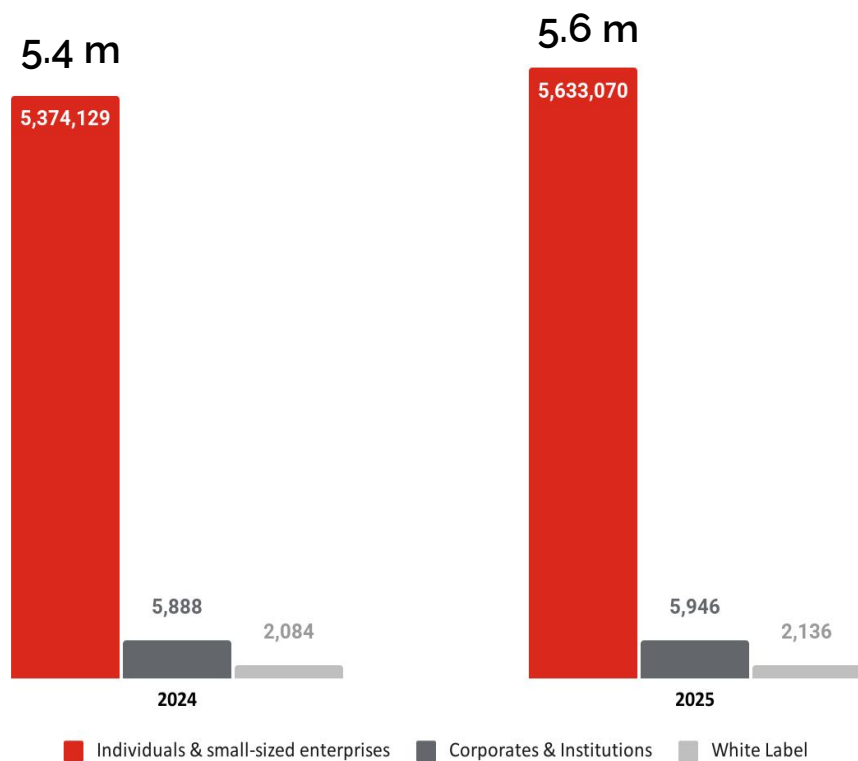
* Amounts invested in private equity (Arkéa Capital) and loans granted by the Group to support the real economy in France (i.e. excluding consumer credit - AFS, CFCAL, regional banks - and excluding Keytrade)

1

**A COMMERCIAL PERFORMANCE
ALIGNED WITH OUR AMBITIONS OF
GLOBAL PERFORMANCE**

1 NUMBER OF CLIENTS UP TO 5.6 MILLION

NUMBER OF CUSTOMERS



The number of clients rose by 4.8% to 5.6 million.

Essentially driven by the **digital banks** (+237,000 clients) but also the **retail networks** (+28,000 clients), the number of clients rose to 5.6 million in 2025.

The number of clients in the **white-label IT activities** (serviced by Procapital Securities Services, Monext, Nextalk, Arkéa Banking Services) increased by 2.5% in 2025, reaching 2,136 clients.

GROWING CUSTOMER LOAN BOOK

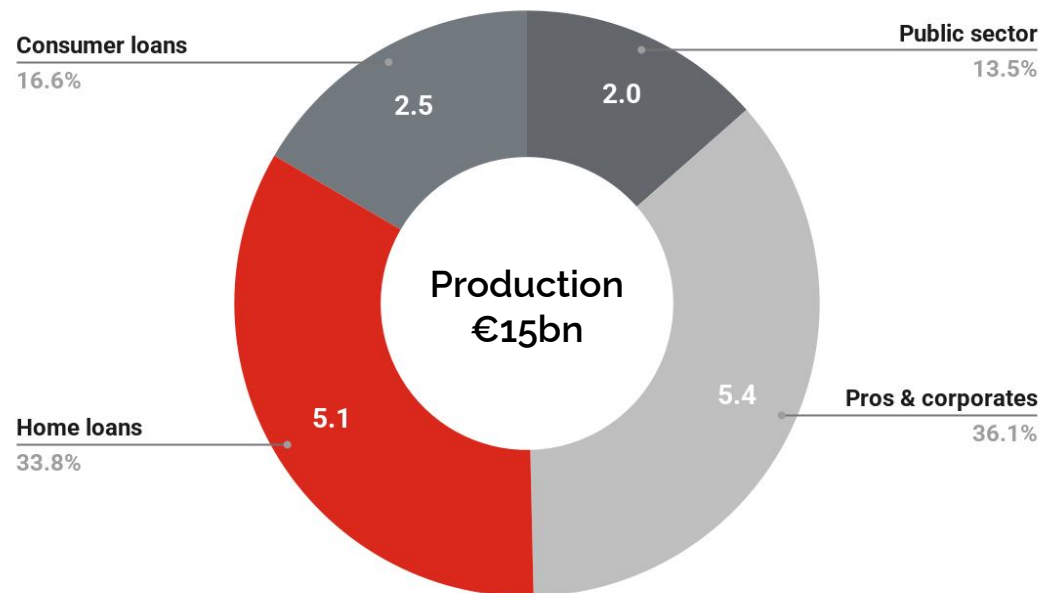
GROSS CUSTOMER LOANS (€bn)



Customer loans reached €94,0bn (+3,3% yoy)

Loan production was €15bn in 2025, up 6.0% versus 2024 (€14.1bn).

The strongest increase was in the **professional and corporates segment** (+11.0% yoy), supported by an increase in business creations and openings in our regions.

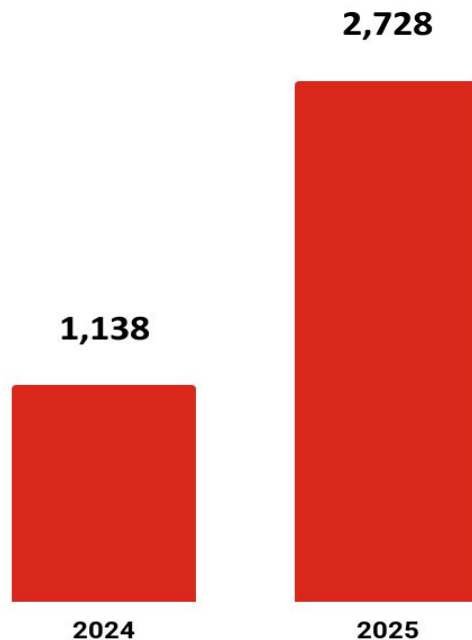


Nearly one-third of 2025 production dedicated to loans with environmental and/or social benefits

GROWING CUSTOMER LOAN BOOK

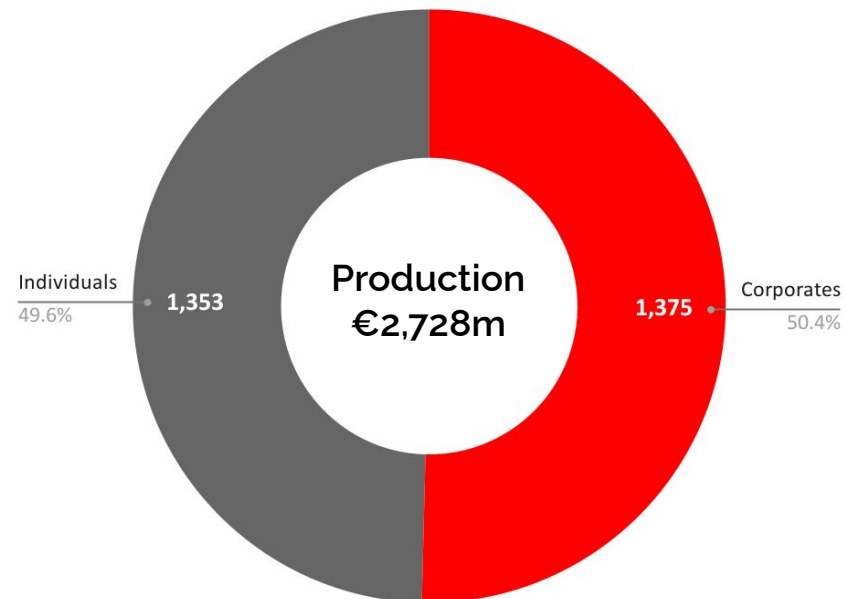
Accelerating production of loans for the climate transition

PRODUCTION OF LOANS FOR CLIMATE TRANSITION (€m)



2027 Strategic Plan target : €2.450m

The loan production at €2.7bn (up 2.4x versus 2024) reflects an evolution of our product offering to support customers in their transition.



Example of lending products

Support for clients in their transition process

Supporting renewable energy projects and energy renovation by the climate transition department (*Direction de la Transition Environnementale*)

By  **ARKEA BANQUE**
ENTREPRISES & INSTITUTIONNELS

The loan '*Immobilier Avantage Rénovation Énergétique*' was launched in 2025 by the regional banks; it offers a discount on the rate of the housing loan prêt once energy efficiency works have been completed, subject to specific conditions.

By  **Crédit Mutuel de Bretagne**

 **Crédit Mutuel du Sud-Ouest**

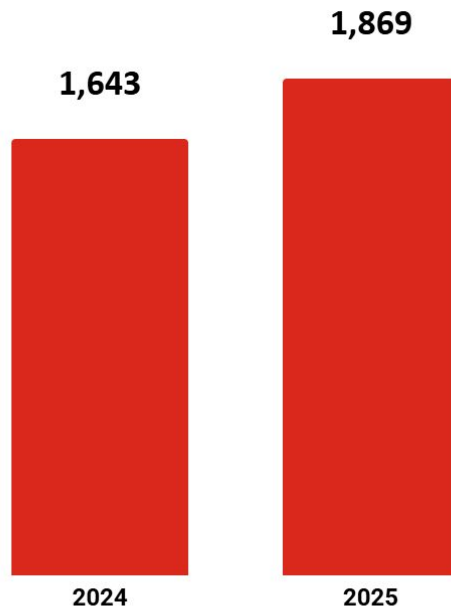
In addition to financial support, Crédit Mutuel Arkéa is committed to measuring the additional impacts of the financing provided to these stakeholders.

€1m financing granted for renewable energies generates an average of €46,000 in positive environmental impacts due to avoided GHG emissions

GROWING CUSTOMER LOAN BOOK

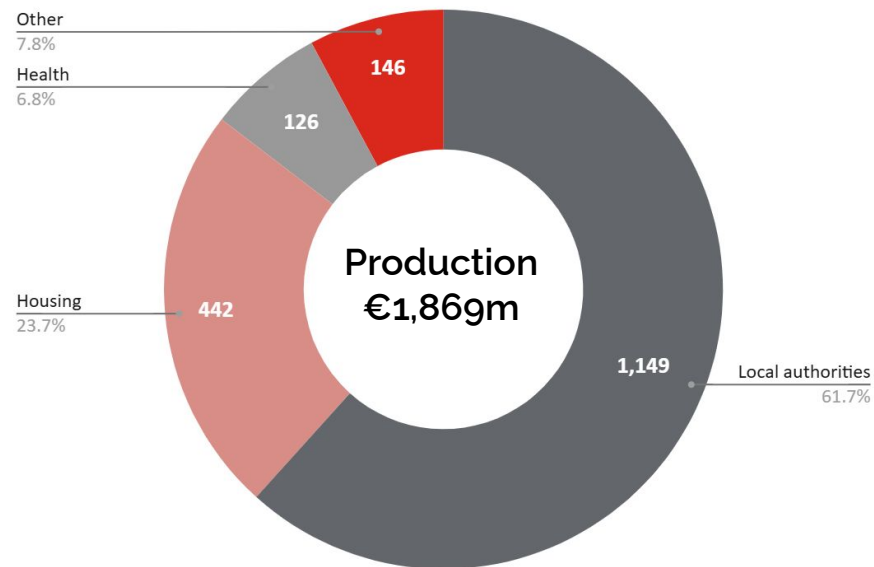
Accelerating production of loans for the regional vibrancy

PRODUCTION OF LOANS TO THE REGIONAL PUBLIC SECTOR (€m)



Target 2027 : €1,685m

Crédit Mutuel Arkéa further supports public sector in the regions with a loan production up 13.8% versus 2024.



Example of commitment in social housing

44 sustainable dwellings to be completed by 2028 in Combrit Sainte-Marine (Finistère)

Brief summary of the project :

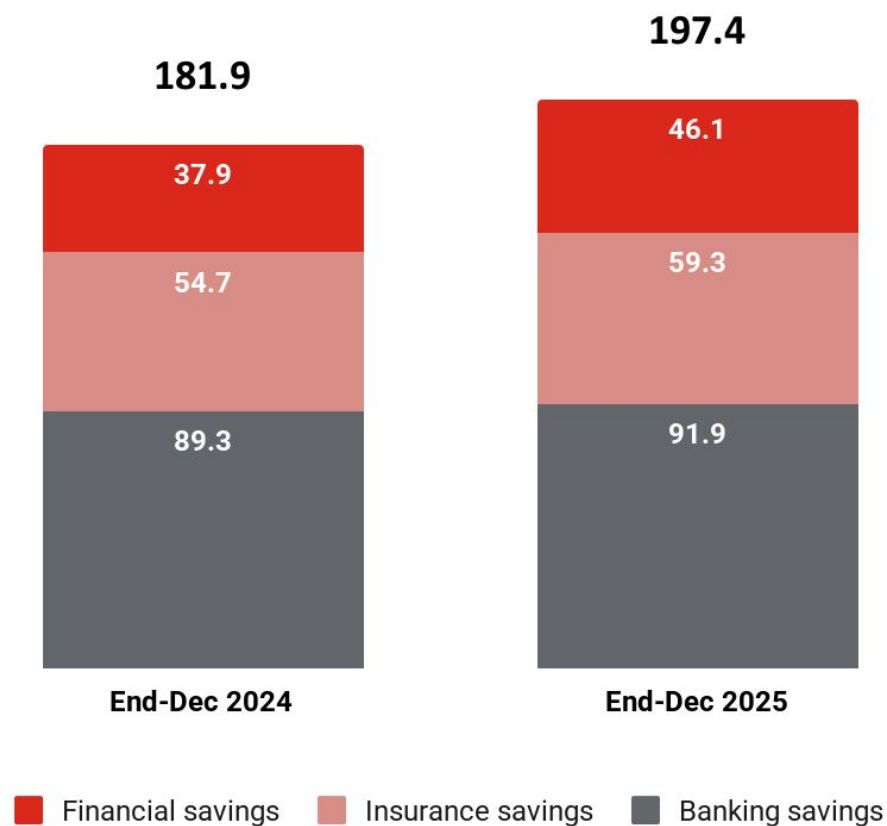
- 20 social dwellings under long-term lease emphytéotique
- 24 dwellings under 'Bail Réel Solidaire', a legal scheme supporting home ownership at affordable prices by decoupling land/building

Distributed by 

In addition to financial support, Crédit Mutuel Arkéa strives to measure the additional impacts generated by the financing provided to the social housing sector. **€1m of financing provided to the sector on average generates €90,000 of positive social and economic impacts incurred by the access to social housing, with an increase of 7% of total financing covered.**

INCREASE IN CUSTOMER SAVINGS

OUTSTANDING SAVINGS (€bn)

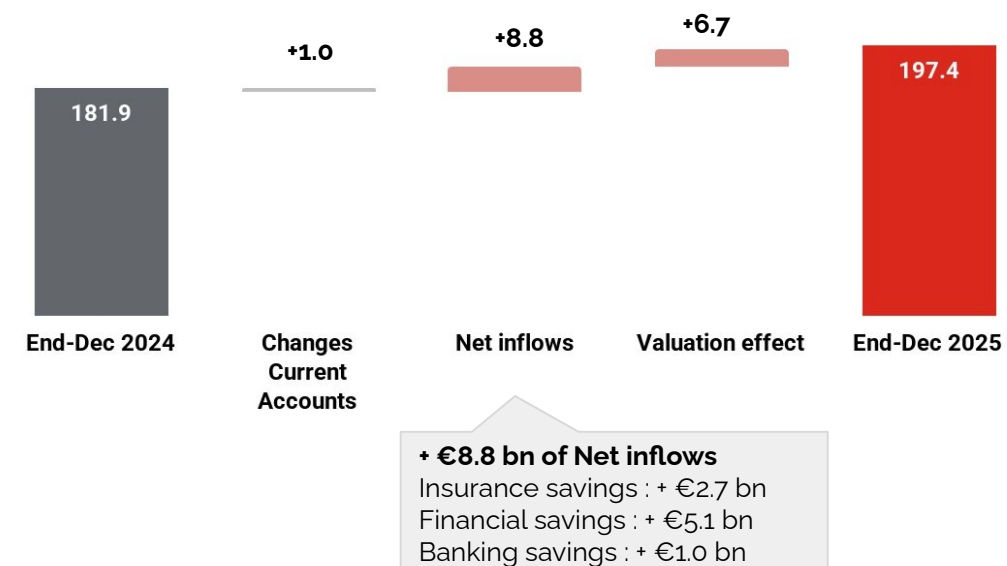


Total customer savings of €197.4bn (+8.5% yoy)

Net customer inflows reached €8.8bn in 2025 with significant contributions from Arkéa Asset Management (+€3.8bn of net inflow) et Arkéa Direct Bank (+€2.5bn).

Historically high level of net inflow in issuance savings (€2.7bn).

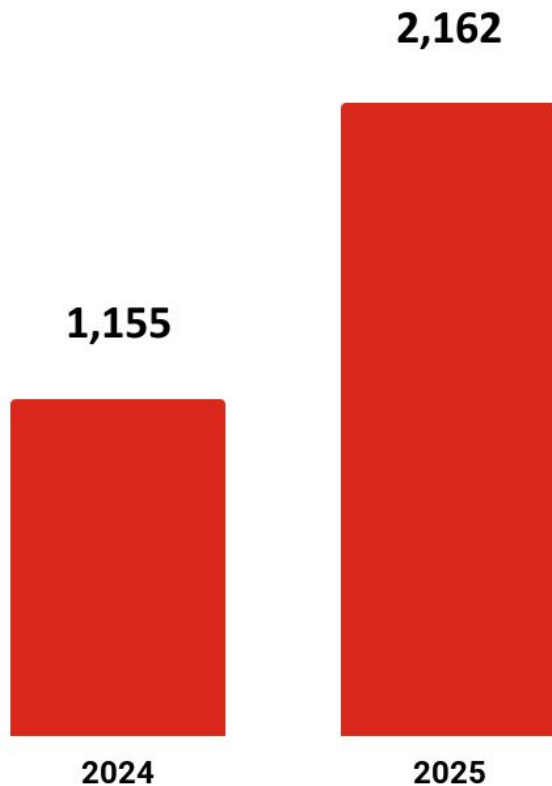
EVOLUTION OF OUTSTANDING SAVINGS (in €bn)



INCREASE IN CUSTOMER SAVINGS

Growing inflows in savings to finance the climate transition

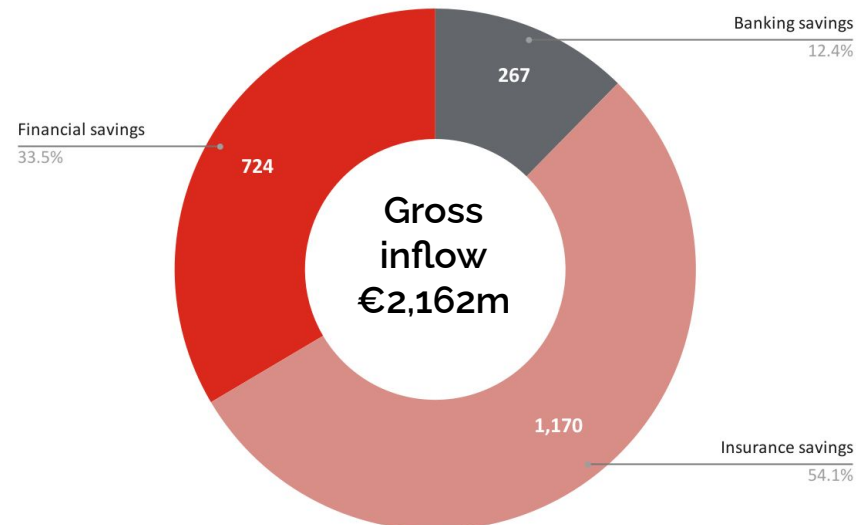
GROSS INFLOWS IN SAVINGS TO FINANCE THE CLIMATE TRANSITION (€m)



Target 2027: €1,560m

Gross inflows reached in 2025 €2.2bn, up 87.2% versus 2024.

Insurance and financial savings represented the bulk of the gross inflows.



Example in the asset management activities

Development of savings products directed to the financing of climate transition

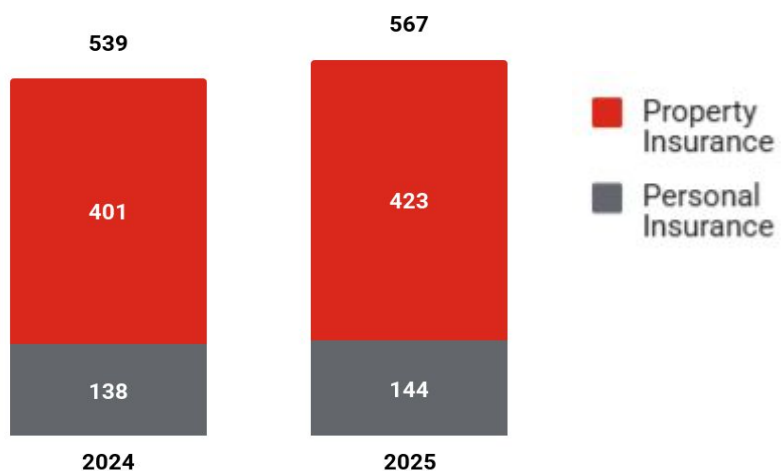
Labelling of funds: 44 funds labelled GreenFin, Towards Sustainability, LuxFlag, Relance or 'ISR' (Socially Responsible Investment)

Development of thematic funds: Arkéa Global Green Bonds, FPS Suravenir Actions Internationales Climat, Autofocus Transition Climat...

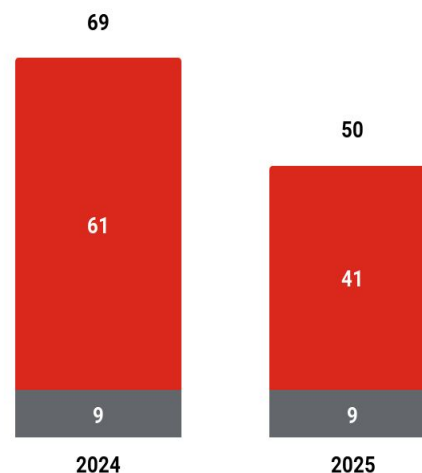
Par 

1 HIGHER INSURANCE EARNED PREMIUM

PREMIUMS EARNED
ON EXISTING POLICIES (€m)



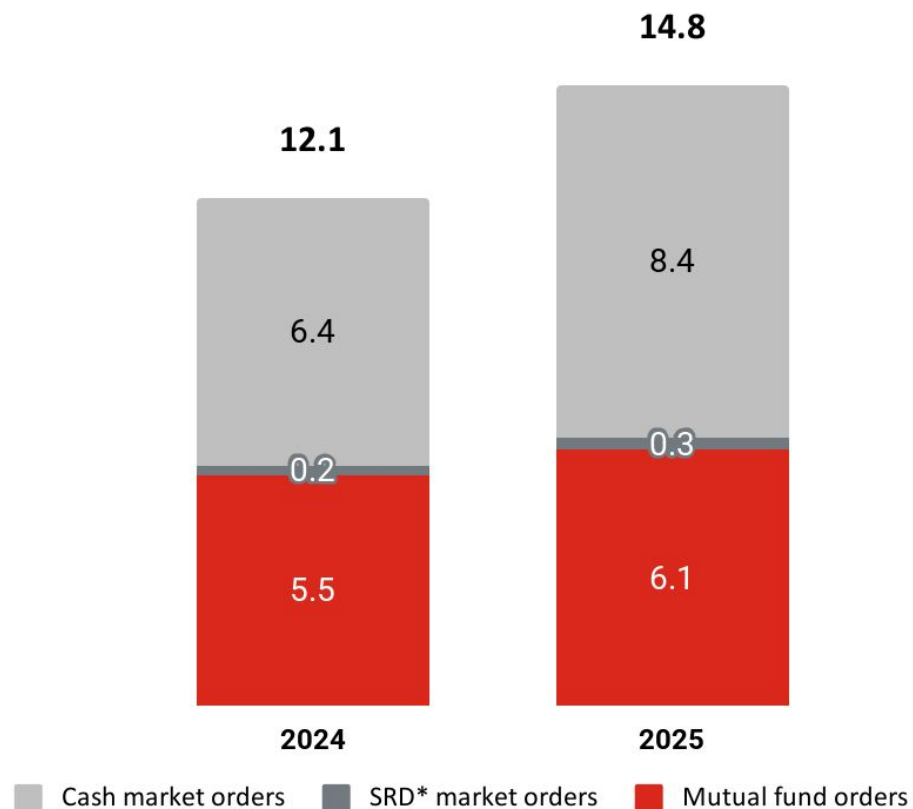
NEW BUSINESS
PREMIUMS (€m)



Earned premium increased by 5.3% versus 2024.

Premium on new contracts decreased by 28.2% versus 2024 following the review by the non-life insurance subsidiary Suravenir Assurances of distribution partnerships and the subsequent discontinuation of agreements which did not meet profitability threshold.

EVOLUTION OF BROKERED TRANSACTIONS (in million)

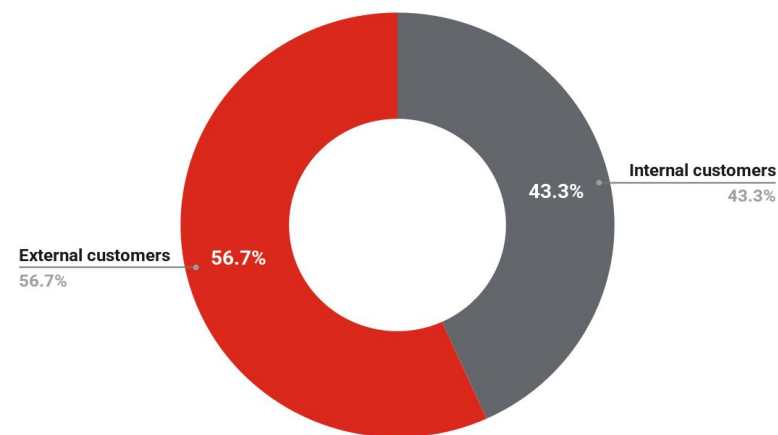


* Deferred Settlement System (SRD)

Brokerage volumes up 22.2% yoy to 14.8 million

Essentially supported by **on-line banking** (> 5 million transactions, +45% versus 2024) thanks to:

- growing number of Arkéa Direct Bank clients, and adjusted pricing,
- new generation of younger investors which accentuated the structural evolution,
- market volatility which fostered transaction volumes.

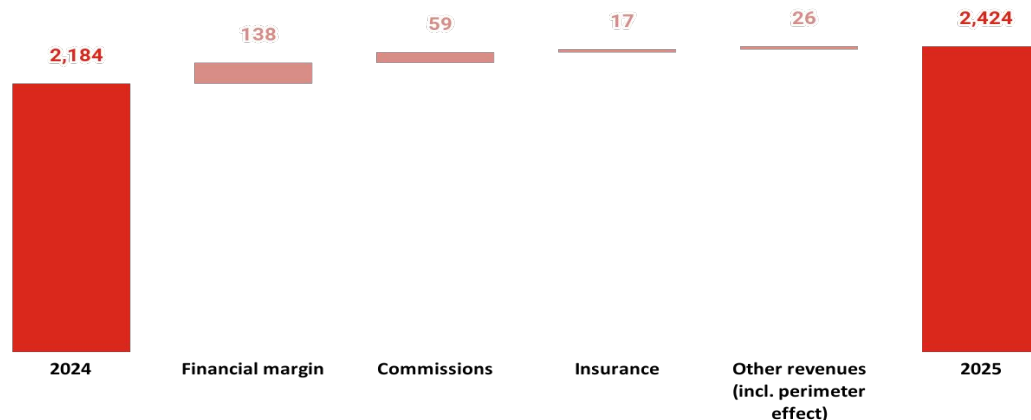


2

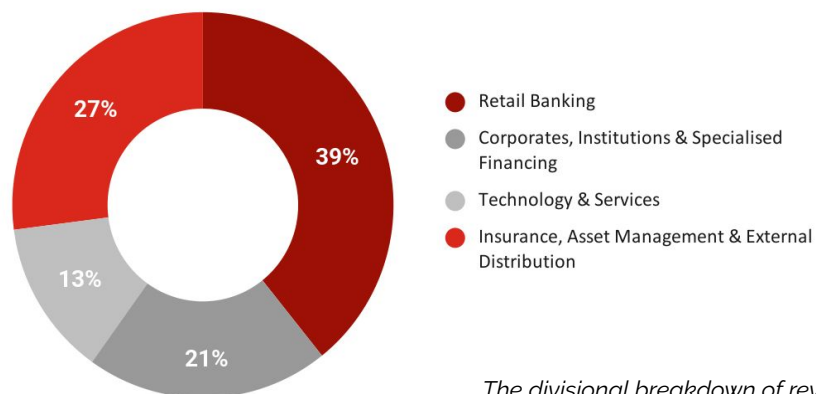
**A FINANCIAL PERFORMANCE
SUPPORTED BY A DIVERSIFIED
BUSINESS MODEL**

2 11% INCREASE IN REVENUES

EVOLUTION OF REVENUES (€m)



BREAKDOWN OF REVENUES BY BUSINESS LINES



The divisional breakdown of revenues is based on Crédit Mutuel Arkéa's new organisational structure, implemented under its "Faire 2030" strategic plan. For further information see the [press release](#).

A good commercial momentum among all business lines of the Group supported the generation of €2.4bn of revenues in 2025.

Revenues increased by 11% versus 2024:

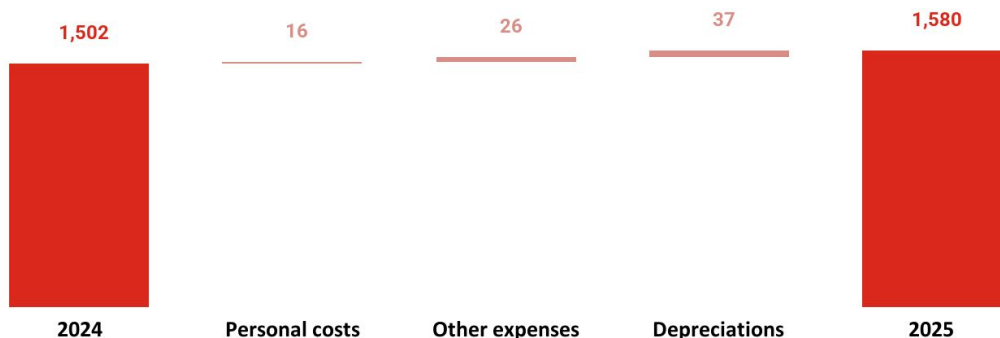
- The **financial margin** rose, thanks to the improved net interest margin as the average rate in the fixed-rate loan book increased and the cost of customer resources dropped.
- **Commissions** improved given higher volumes in asset under management and thanks to buoyant brokerage activity.
- **Insurance revenues** were up, helped by the growth in life-insurance savings and the rise in non-life premium net of claims.
- **Other revenues** were also higher, notably given the capital gain realised on the disposal of the stake in SWEN Capital Partners.

Crédit Mutuel Arkéa's business model results in a healthy revenue diversification between the various business lines.

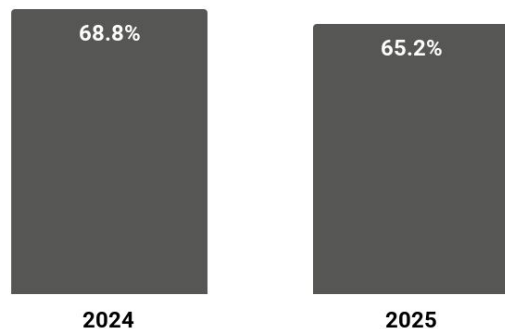
In 2025, 39% of revenues were generated out of the retail banking activities.

2 COST/INCOME IMPROVED TO 65.2%

OPERATING EXPENSES (€m)



COST/INCOME RATIO



Launched in 2024, the action plan targeting an improvement of the group's operational efficiency is paying off.

The increase in operating expenses is contained (+€78m or 5.2% yoy) and is essentially due to the investments needed to the orderly execution of the strategic plan.

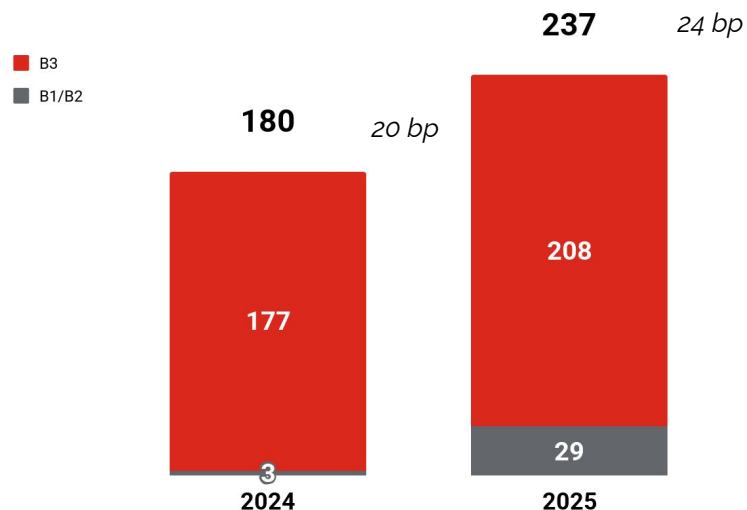
The cost/income ratio is down 3.6pp to 65.2%.

The rise in revenues (+11%) couple with the contained increase in operating expenses (+5.2%) positively impacted the cost/income ratio.

Pre-impairment operating profit increased by 23.8% yoy to €844m, a testimony of the stringent cost control while maintaining a solid level of revenues, and a proof of operational efficiency and profitability.

2 HIGHER COST OF RISK, HEALTHY LOAN BOOK

LOAN LOSS PROVISIONS (€m)

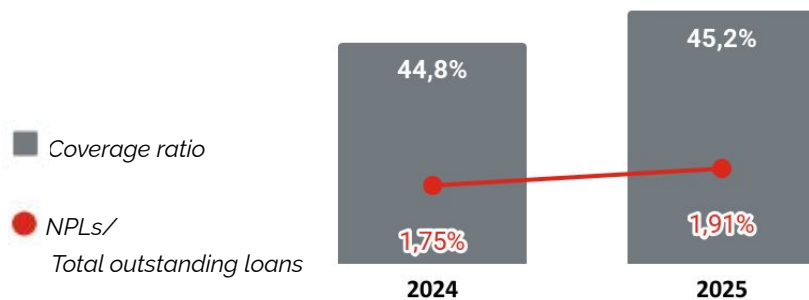


Loan loss provisions (LLP) increased by €57m (+31.7% versus 2024), representing 24bp of the on-balance sheet customer loan book.

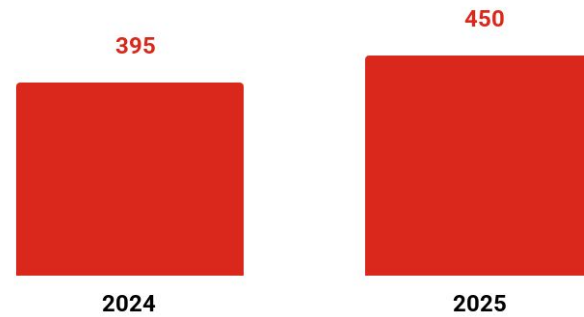
The Cost of Risk (CoR) of 24 bp as well as the NPL ratio of 1.91% are among the best among French banks thanks to the strong quality and the good diversification of the customer loan book.

- LLP essentially comes from bucket 3 loans, with LLP of €208m up €31m as corporate bankruptcies remained elevated.
- LLP on performing loans increased by €26m, notably due to an addition in the provision overlay for the incertain geopolitical environment.
- The stock of provisions amount to €1,507m of which 35.8% on performing loans, which represent 9x annual LLP (based on the average for the last 4 years).

A QUALITY LOAN PORTFOLIO

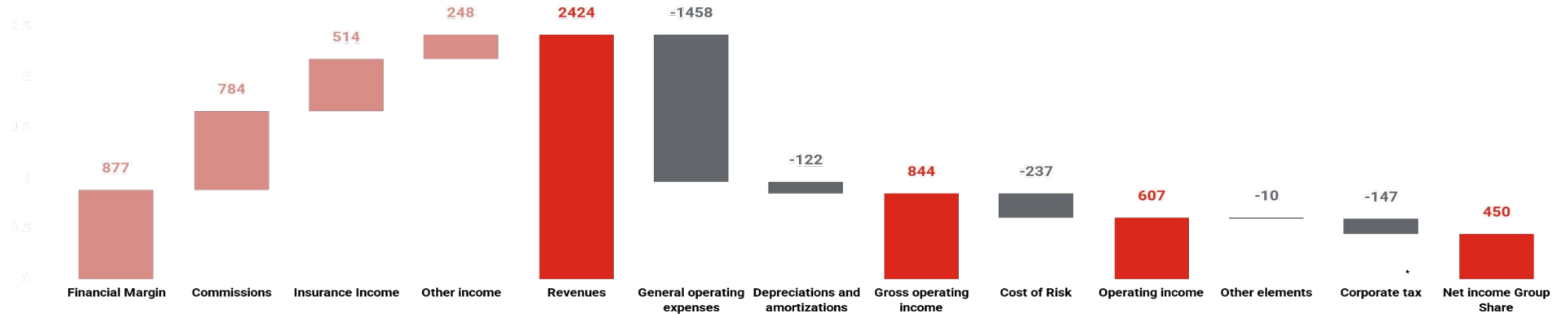


EVOLUTION OF NET INCOME (in €m)



A group net profit of €450m, up 14% versus 2024, driven by the growth in revenues.

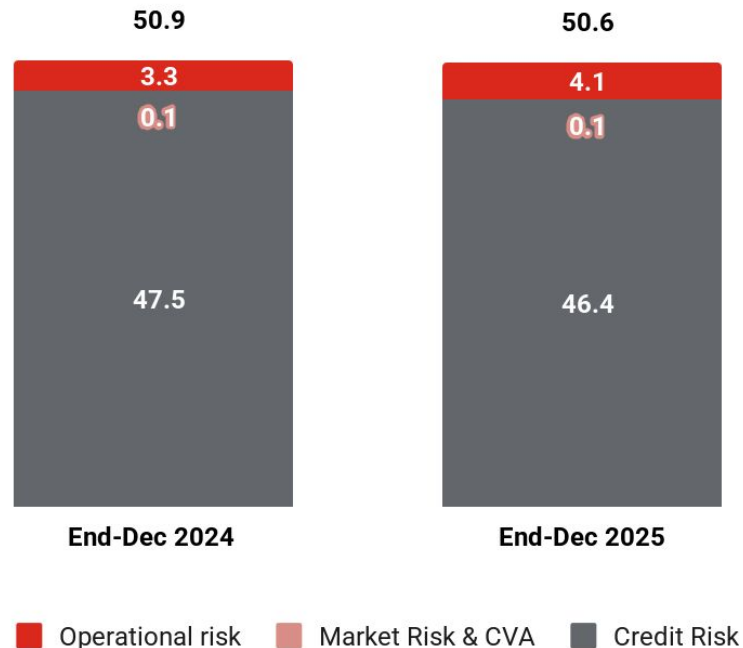
BUILD-UP TO NET INCOME (in €m)



* Includes €15m of corporate tax surcharge

A DECREASE IN RWA DUE TO CRR3

TOTAL RISK WEIGHTED ASSETS (€bn)



Risk-weighted assets totalled €50.6bn at end-2025, down by €0.3bn versus end-2024.

The finalisation of Basel 3 in Europe (CRR3 - Capital Requirements Regulation 3) was implemented on 1st January 2025. This has entailed a reduction in RWA through the decrease of the weighting assigned to the insurance holdings, partially offset by an increase in the weighting on mutual funds and private equity.

92% of total RWA related to credit risk, of which about half under the standardised approach.

2 STRONG CAPITAL RATIOS

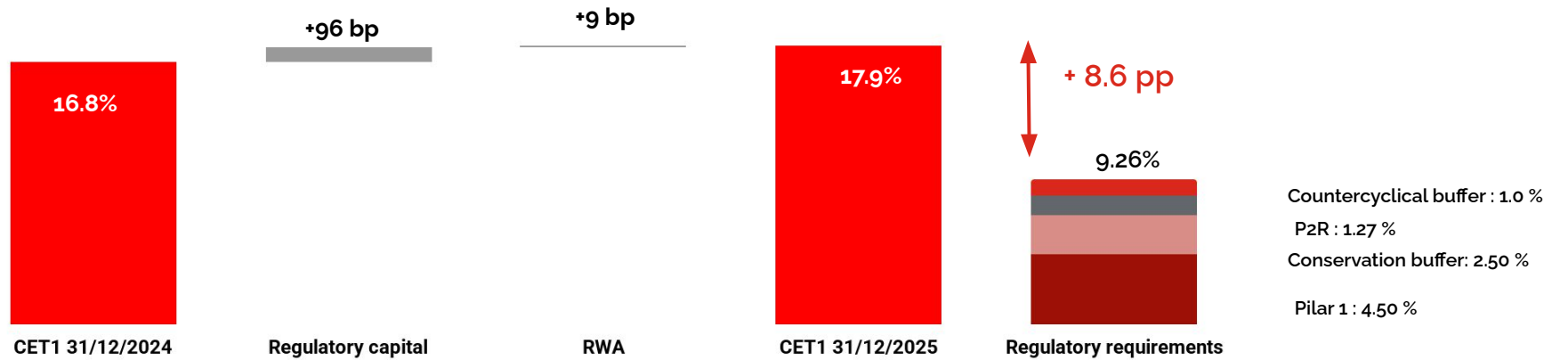
A very strong balance sheet

- Total assets up to €211.6bn (+ 6.6%*)
- Group equity of €10.5bn (+ 5.6%*)
- Regulatory capital of €10.7bn (+ 7.6%*)
 - Repayment by the insurance subsidiary Suravenir of €500m of internal subordinated debt (Tier 2) completed in Q3-2025

Solvency ratios significantly above regulatory requirements

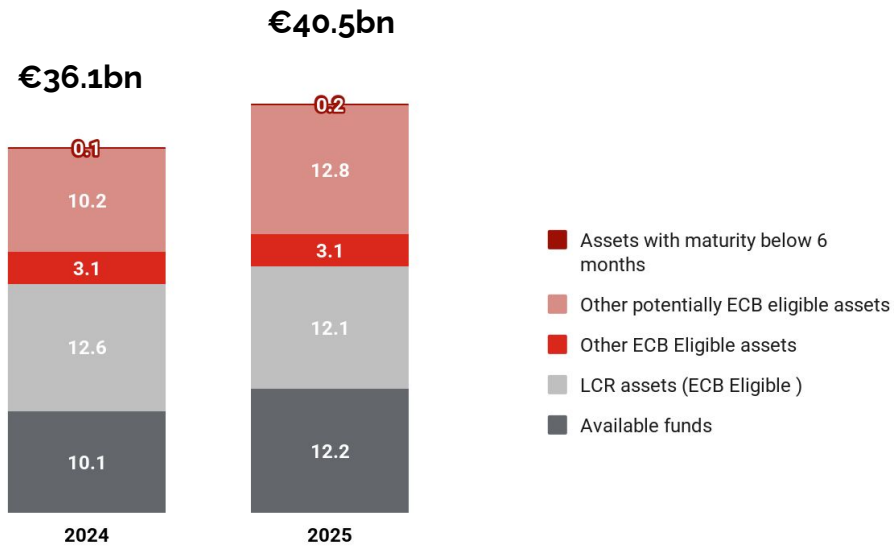
	31/12/2025	Regulatory requirements
CET 1 ratio	17.9%	9.26% (excl. P2G)
Total capital ratio	21.1%	13.75% (excl. P2G)
Leverage ratio	6.6%	3%

EVOLUTION OF THE CET1 RATIO



* Compared to 31/12/2024

LIQUIDITY RESERVES OF €40bn



HQLA and cash covered **2.8x** wholesale funding maturing over 1 year.

Liquidity and funding regulatory ratios largely above minimum requirements

The *Liquidity Coverage Ratio* (LCR) and *Net Stable Funding Ratio* (NSFR) are solid and increasing.

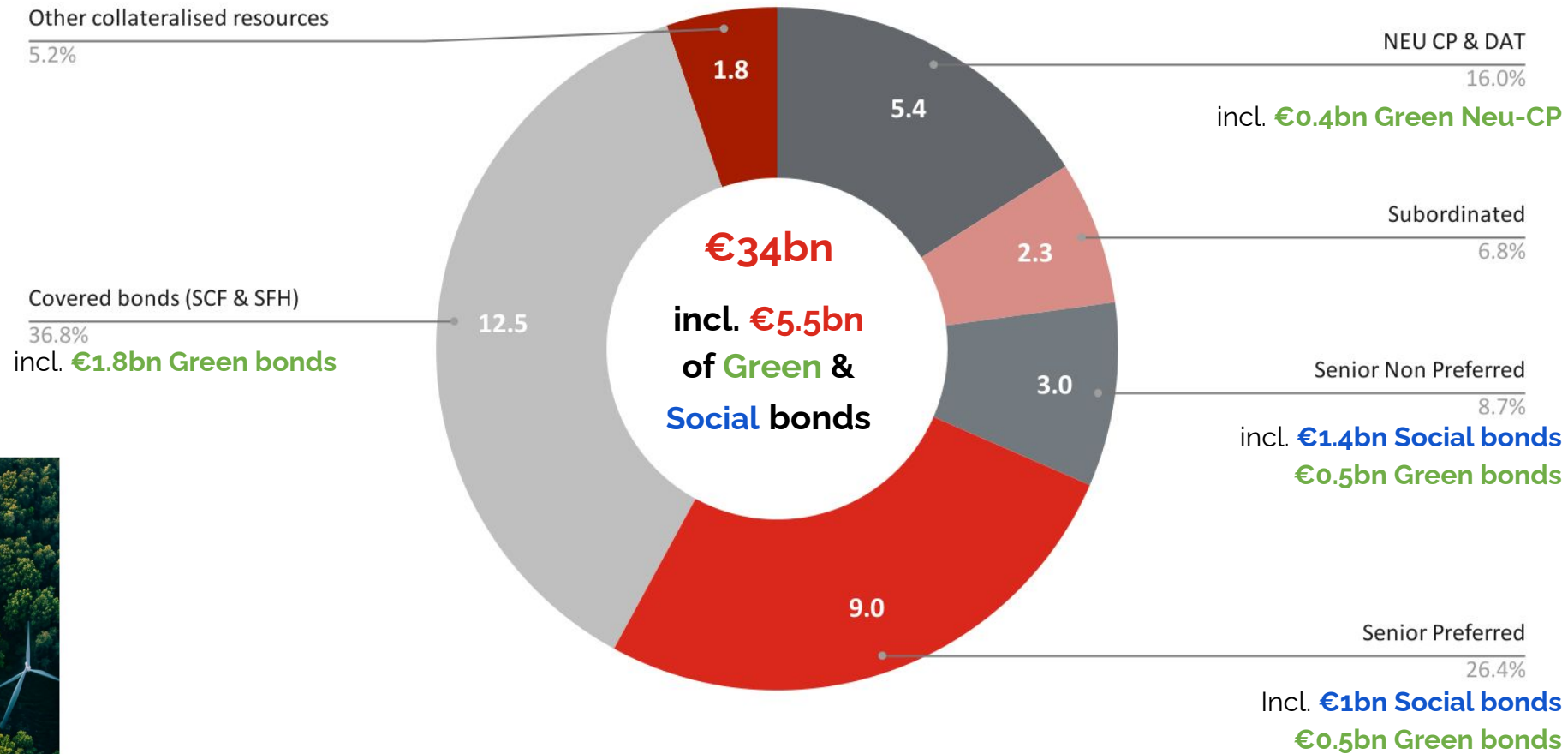
LCR of 156%
NSFR of 119%

The loan/deposit ratio reflects the healthy balance between loans and deposits.

LOAN/DEPOSIT RATIO of 102%

SOUND DIVERSIFICATION OF FUNDING INSTRUMENTS

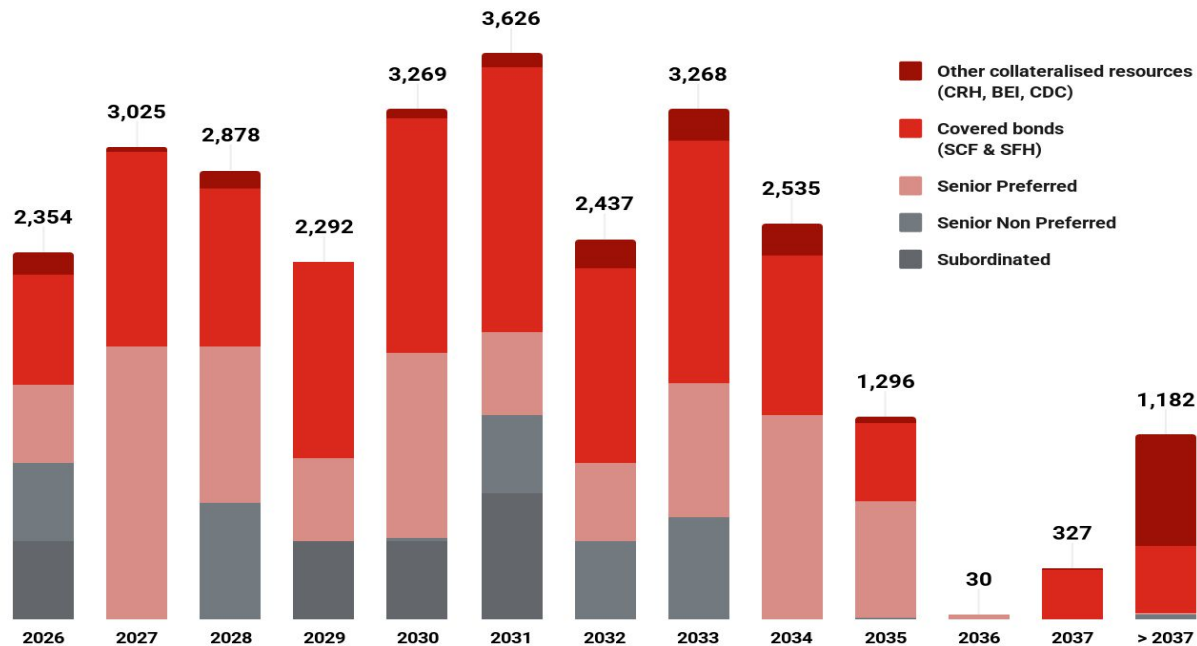
WHOLESALE FUNDING 31/12/2025



For further information on green & social bonds
See [Allocation & Impact report](#)

DEBT MATURITY SCHEDULE BY PROGRAMME (in €m)

Excl. NEU CP and TERM DEPOSITS



2025 BENCHMARK PUBLIC ISSUANCES

Covered bonds

. SCF €500m / 7Y / MS+60bp
issued 27 January 2025

. SCF €500m / 10Y / MS+67bp
issued 2 July 2025

. Green SFH €750m / 6Y / MS+43bp
Issued 4 September 2025

Unsecured funding

. Green SP €500m / 10Y / MS+95 bp
issued 25 October 2024 (pre-funding)

. SP €500m / 7Y / MS+103bp
issued 6 May 2025

. SP €750m / 10Y / MS+100bp
issued 17 July 2025

2026 FUNDING PLAN *

Covered bonds = €2bn

. SCF €1,250m
incl. €750m / 10Y / MS+56bp
Issued 12 January 2026

. SFH €750m

Unsecured funding = €1bn

incl. €500m / 5Y / MS+73bp
Issued 5 December 2025 (pre-funding)

An opportunistic approach will be followed to select the segment for the second unsecured public benchmark issuance.

=> 40% of the 2026 completed
as of 19 February

Average residual Long-term debt maturity of 5.4 years at 31/12/2025

* Funding subject to potential amendments from financial planning, business volumes and/or market conditions

2 ROBUST FINANCIAL AND ESG RATINGS

Credit ratings

MOODY'S

A1

Long-term: A1
Short-term: P-1
Outlook Stable

December 2025

Ratings affirmed and Outlook maintained

FitchRatings

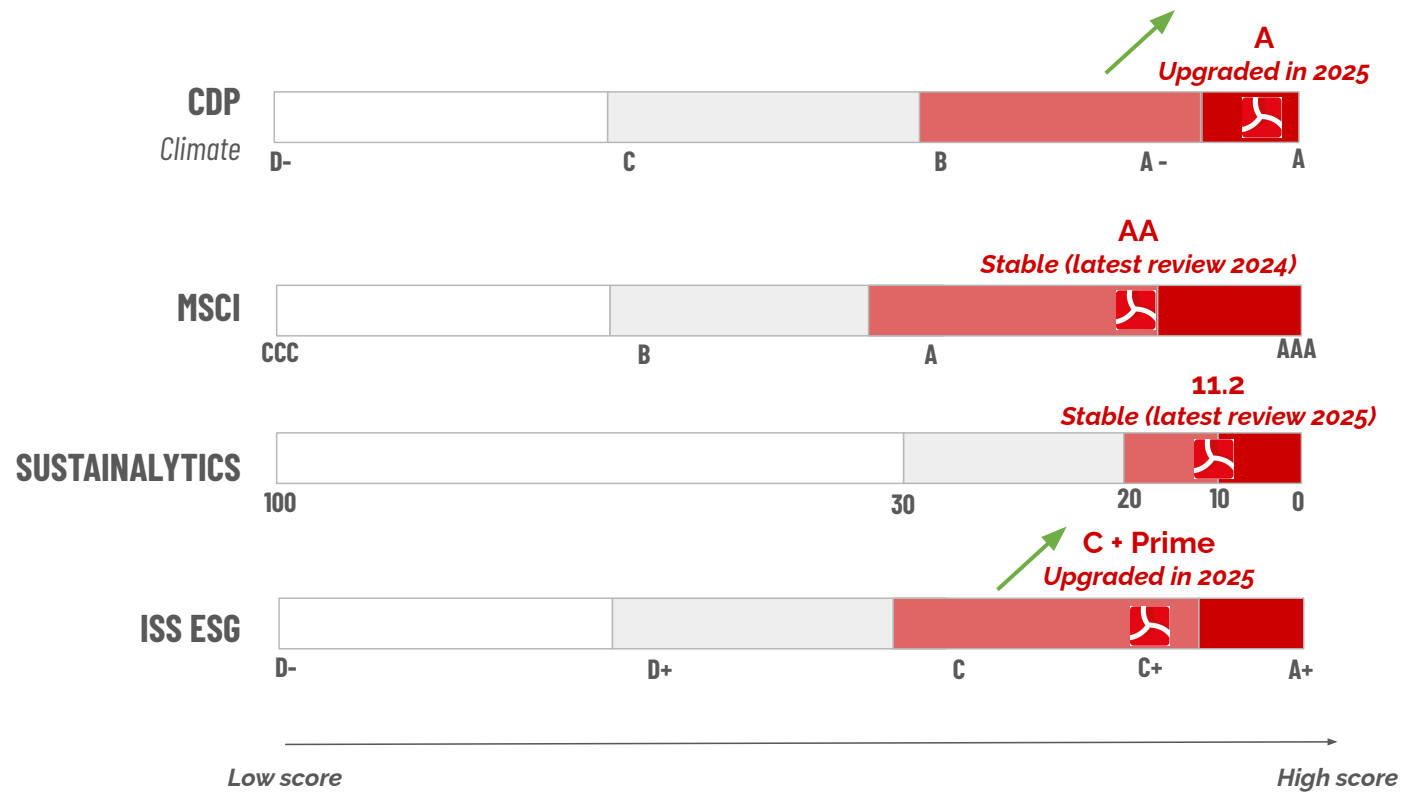
A+

Long-term: AA-
Short-term: F1+
Outlook Negative

December 2025

Ratings affirmed and Outlook revised to Negative from Stable, subsequent to the downgrade by Fitch of France's sovereign rating

ESG ratings



APPENDICES

APPENDIX CONTENTS

1 FINANCIAL APPENDICES

2 NON-FINANCIAL APPENDICES

3 GROUP APPENDICES

APPENDIX

1

FINANCIAL APPENDICES

€m	31/12/2025	31/12/2024	Change	%
Revenues	2,424	2,184	+ 241	11.0%
Operating expenses	1,580	1,502	+ 78	5.2%
Cost/Income ratio	65.2%	68.8%	-3.6 pp	
Gross operating income	844	682	+ 162	23.8%
Loan loss provisions	237	180	+ 57	31.7%
Pre-tax profit	607	502	+ 105	21.0%
Net profit – Group share	450	395	+ 55	13.8%

1

SIMPLIFIED BALANCE SHEET

Assets (€bn)	31/12/2025	31/12/2024
Cash, due from Central Banks	12.3	10.2
Financial assets at fair value through P&L	2.0	1.9
Derivatives used for hedging purposes	0.3	3.3
Financial assets at fair value through equity	11.3	11.6
Securities at amortised cost	1.6	1.5
Loans & receivables - credit institutions	15.1	14.2
Loans & receivables - customers	93.1	90.4
Remeasurement adjustment on interest-rate risk hedged portfolios	- 2.4	- 1.8
Investments related to insurance activities	74.3	63.4
Tax & other assets, equity method investments	2.1	1.8
Invest property, plant & equipment, intangible assets	1.4	1.3
Goodwill	0.5	0.5
Total Actif	211.6	198.4

Liabilities (€bn)	31/12/2025	31/12/2024
Financial liabilities at fair value	2.1	4.9
Due to banks	5.1	4.3
Liabilities to customers	91.9	89.2
Debt securities	28.3	25.9
Tax & other liabilities, provisions	12.5	6.7
Insurance companies technical reserves	59.0	55.0
Subordinated debt	2.3	2.3
Total Equity	10.5	9.9
Share capital and reserves	3.2	3.0
Consolidated reserves	7.0	6.8
Gains and losses recognised directly in equity	-0.2	-0.4
Net income	0.4	0.4
Minority interests	0.0	0.0
Total Liabilities	211.6	198.4

1 FINANCIAL PERFORMANCE INDICATORS *

Metrics	Definition	Purpose
Revenues	Sum of the following items : <ul style="list-style-type: none"> • Net Banking-insurance income • Gains and losses on the sale or dilution of equity accounted companies 	Measures the revenue generated by the group's operations
Financial margin	Sum of the following items : <ul style="list-style-type: none"> • Net interest income • Net gains or losses on financial instruments at fair value through profit or loss • Net gains or losses on financial assets at fair value through equity 	Measures the revenues generated by the group's financial operations
Operating expenses	Sum of general operating expenses and allocations for depreciation and amortization of intangible and tangible assets	Measures the group's overhead costs
Cost/income ratio	Ratio between operating expenses and revenues	Measures the group's operational efficiency
Cost of Risk (in bp)	Ratio between the loan loss provisions (€) during the period and the outstanding customers loans at the end of the period	Mesure le niveau de risque par rapport aux engagements de crédits bilantiels
Non-performing loan (NPL) ratio	Ratio between gross on-balance non-performing loans (including accrued interest) and the total on-balance sheet gross loans to credit institutions and customers	Measures asset quality
Coverage ratio non-performing loans (NPL)	Ratio between provisions booked on non-performing loans and the total amount of performing loans	Measures the coverage of the maximum residual risk on non-performing loans
Notional ROE	Ratio between the group net profit and regulatory required core capital (based on a CET1 ratio of 15%)	Measures the group's profitability

* financial indicators used for communication not included in the financial statements and not defined by accounting standards

1 CREDIT RATINGS

MOODY'S

FitchRatings

Issuer rating	A1	A+
Outlook	Stable	Negative
Long-term debt Senior Preferred	A1	AA-
Short -term debt Senior Preferred	P-1	F1+
Long-term debt Senior Non Preferred	A3	A+
Tier 2 Subordinated debt	Baa1	A-
Date of latest publication/review	18/12/2025	04/12/2025

SHORT-TERM FUNDING



Two NEU CP short-term programmes, including one ESG NEU CP (see below)

- Outstandings (at end-Dec. 2025) : €3,576m (incl. ESG NEU CP)
- Maturities : from 1 day to 12 months
- Average initial maturity (at end-dec. 2025) : 338 days
- Average residual maturity (at end-dec. 2025) : 145 days
- Ratings (Moody's / Fitch) : P-1 / F1+
- Regulatory compliance monitored by [Banque de France](#)
- Eligible for ECB refinancing



Focus on ESG NEU CP

- Outstandings (at end-Dec. 2025): €382m
- Maturities: from 6 months to 12 months
- Eligible assets pool: Green housing loans
- Reporting * : [Green & Social bonds allocation and impact report](#)
- First bank having set up an ESG NEU CP programme



Crédit Mutuel
ARKEA

* Since 2025, the reporting for the impact and allocation of the NEU CP ESG has been included in the Green & Social bonds allocation and impact report, and is not any longer carried out in a separate document.

Unsecured funding

	ISIN	Nominal (€m)	Coupon	Issuance date	First call date	Maturity date
Senior Preferred	FR0013511227	750	0.875%	07/05/2020	-	07/05/2027
	FR001400CQ85	1,000	3.375%	19/09/2022	-	19/09/2027
	FR001400186	500	3.875%	22/05/2023	-	22/05/2028
	FR0013450822	500	0.375%	03/10/2019	-	03/10/2028
	FR0013421369	500	1.125%	23/05/2019	-	23/05/2029
	FR0014007Q96	500	0.750%	18/01/2022	-	18/01/2030
	FR00140143T9	500	4.125%	05/12/2025	-	05/12/2030
	FR001400KZZ2	500	4.125%	02/10/2023	-	02/04/2031
	FR001400ZBI7	500	3.307%	06/05/2025	-	06/05/2032
	FR001400P1Y4	750	3.625%	03/04/2024	-	03/10/2033
	FR001400MCE2	750	4.125%	01/12/2023	-	01/02/2034
	FR001400TL81	500	3.309%	25/10/2024	-	25/10/2034
	Senior Non-Preferred	FR0013414091	500	1.265%	15/04/2019	-
FR0013517307		750	1.250%	11/06/2020	11/06/2028	11/06/2029
FR00140065E6		500	0.875%	25/10/2021	-	25/10/2031
FR001400E946		500	4.250%	01/12/2022	-	01/12/2032
FR0014002BJ9		500	0.875%	11/03/2021	-	11/03/2033
Tier 2	FR0013173028	500	3.250%	01/06/2016	-	01/06/2026
	FR0013236544	500	3.500%	09/02/2017	-	09/02/2029
	FR0013407418	750	3.375%	11/03/2019	-	11/03/2031
	FR001400PZVo	500	4.810%	15/05/2024	15/05/2030	15/05/2035

Covered bonds

	ISIN	Nominal (€m)	Coupon	Issuance date	First call date	Maturity date
SFH	FR001400EEX5	500	2.750%	09/12/2022	-	22/12/2026
	FR001400FJM4	750	3.000%	31/01/2023	-	30/03/2027
	FR0013284908	500	0.750%	05/10/2017	-	05/10/2027
	FR001400CZO3	500	3.000%	04/10/2022	-	04/10/2028
	FR0013433281	500	0.125%	12/07/2019	-	12/07/2029
	FR0013515715	1,000	0.010%	04/06/2020	-	04/10/2030
	FR0014012EW5	750	2.824%	04/09/2025	-	04/09/2031
	FR001400ABK6	750	1.750%	16/05/2022	-	16/05/2032
	FR0013336229	500	1.500%	01/06/2018	-	01/06/2033
	FR001400ICR2	1,000	3.250%	08/01/2023	-	01/08/2033
	FR001400NNC1	1,000	3.072%	07/02/2024	-	07/02/2034
	FR0014009GQ8	500	0.875%	31/03/2022	-	31/03/2028
	FR001400O9E0	750	3.111%	28/02/2024	-	28/02/2029
SCF	FR0013460417	500	0.125%	15/01/2019	-	15/01/2030
	FR0014009GQ8	500	3.250%	10/01/2023	-	10/01/2031
	FR001400WV2	500	3.004%	27/01/2025	-	27/01/2032
	FR0014010UW5	500	3.226%	02/07/2025	-	02/07/2035
	FR0014015EI7	750	3.503%	13/01/2036	-	13/01/2036

At 19th February 2026

Social bonds

Green bonds

APPENDIX

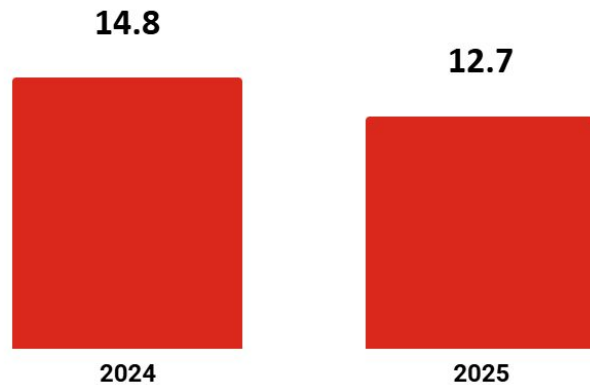
2

NON-FINANCIAL APPENDICES

GROWING CUSTOMER LOAN BOOK

Supporting housing retrofit for our clients

CARBON INTENSITY OF THE RESIDENTIAL HOUSING LOAN BOOK (In kgCO₂EQ / m² / annum)



Target 2030: 12 kgCO₂EQ
Scope 2025: CMB and CMSO (regional banks)

Example of loans supporting building retrofit

For retail clients

Crédit Mutuel Arkéa is supporting its clients in energy efficiency improvement of their housing.

- The loan '*Immobilier Avantage Rénovation Énergétique*' was launched in 2025 by the regional banks; it offers a discount on the rate of the housing loan prêt once energy efficiency works have been completed, subject to specific conditions.
- Specific loans such as the '*Prêt Audit Énergétique*' and the '*Prêt Rénové*' which are used to fund:
 - first, an energy audit,
 - second, retrofit works or the purchase of equipments for the production of renewable energy by individuals.

Distributed by:



At end-2025, the carbon intensity of the housing look book was 12.7 kgCO₂EQ*, a drop of 14.1% against end-2024.

* kgCO₂EQ. This correspond to a unit created by the IPCC (Intergouvernemental Panel on Climate Change) to compare on the same scale, different greenhouse gases, and give a clear view of the impact.

2 A NEW STEP FOR EXTRA-FINANCIAL CHALLENGES

Crédit Mutuel Arkéa reaffirms its commitment in favour of CSRD.



In its line with its commitment displayed since several years, the Group support the ambitions of CSRD*.

True to its cooperative and mutualist model, Crédit Mutuel Arkéa remains ambitious and engaged in tackling extra-financial challenges..

Crédit Mutuel Arkéa confirms its ambition to reconcile financial performance and positive impact.

The Group has been at the forefront of linking financial and extra-financial performances since 2022. Based on a innovative methodology, the global performance has been a structuring tool to integrate and stimulate the entire Group. It has supported the spread of the extra-financial challenges now fully incorporated in the operations, decisions and governance.

Crédit Mutuel Arkéa has changed its earnings release by binding together key indicators of CSRD, those required by its status as a purpose-led company ('*Société à mission*'), as well ist methodology, without any compromise on its impact ambition.

SUSTAINABILITY
REPORT
2024



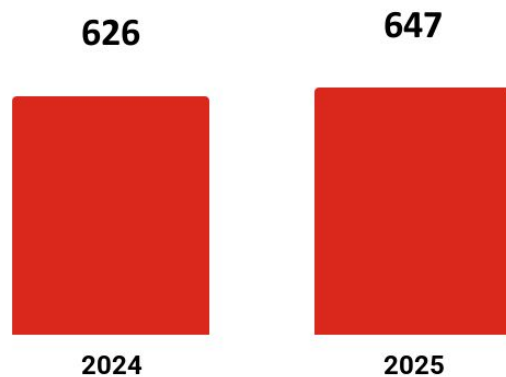
* Corporate Sustainability Reporting Directive : regulation harmonising sur l'harmonisation sustainability reports [Sustainability report 2024](#)

GROWING CUSTOMER LOAN BOOK

A strategic partner for the sovereignty stakeholders

Food sovereignty

PRODUCTION OF LOANS TO THE AGRICULTURAL SECTOR (€m)



Loan production up **3.4%** versus **2024** despite the headwinds in the wine sector

Scope: CMB and CMSO

Crédit Mutuel Arkéa is supporting the agricultural sector in its projects to meet crucial challenges of climate transition, ageing population and food sovereignty.

€1m of financing granted to these players on average produces €70,000 of positive social and economic impacts related to food sovereignty, with an increase of 5% of total financing covered.

Economic sovereignty And defense industry

Key sectors to finance for the resilience of the French industry









Crédit Mutuel Arkéa's team dedicated to the defence sector and related industries (BITD *) is supporting **350 players** operating in the area.



Arkéa Banque Entreprises et Institutionnels has signed a partnership with the state-owned bank BPI for a financing initiative of **€500m** around the scheme "**Avance Défense +**".

* BITD : Base Industrielle et Technologique de Défense
More information in the [press release](#).

Sector	Scope covered	Baseline scenario	Scopes	Carbon intensity target by 2030
 ► STEEL	Steel manufacturing companies with NACE Code 24.10 ¹	IEA NZE 2050 (2021 version) ⁷	scopes 1 and 2	1,024 kgCO ₂ per tonne of steel produced
 ► CEMENT	Cement manufacturing companies with NACE Code 23.51 ¹	IEA NZE 2050 (2021 version) ⁷	scopes 1 and 2	463 kgCO ₂ per tonne of cement produced
 ► AVIATION	Airlines with NACE Code 51.10 ²	IEA NZE 2050 (Sep 2023 version) ⁷	scope 1	72 gCO ₂ per passenger and per kilometer
	Airplanes for commercial aviation financing ³			
 ► MARITIME TRANSPORT	Shipping companies with NACE code 50.20 ⁴	IEA NZE 2050 (Sep 2023 version) ⁷	scope 1	4.6 gCO ₂ per tonne et per kilometer
	Financing of acquisition of international shipping vessels of more than 5,000 tonnes ⁵			
 ► RESIDENTIAL REAL ESTATE	90% of the group's home loan portfolio measured ⁶	-	scopes 1 and 2	12 kgCO _{2,e} per m ² et per year
 ► ELECTRICITY PRODUCTION	Companies with NACE Code 35.11 ⁴	IEA NZE 2050 (Sep 2023 version) ⁷	scope 1	186 gCO ₂ per kWh

1 - Scope of Crédit Mutuel de Bretagne and du Crédit Mutuel du Sud-Ouest

2 - Scope refocused on companies whose main activity is covered by the IEA scenario. Scope of financing provided by Crédit Mutuel de Bretagne, Crédit Mutuel du Sud-Ouest, Arkéa Crédit-Bail, Arkéa Banque Entreprises et Institutionnels and cash investment by Crédit Mutuel Arkéa

3 - Scope refocused on companies whose core business is covered by the AIE. Scope of financing provided by Crédit Mutuel de Bretagne, Crédit Mutuel du Sud-Ouest, Arkéa Crédit-Bail, Arkéa Banque Entreprises et Institutionnels and cash investment by Crédit Mutuel Arkéa

4 - Scope of financing provided by Crédit Mutuel de Bretagne, Crédit Mutuel du Sud-Ouest, d'Arkéa Crédit-Bail, Arkéa Banque Entreprises et Institutionnels, Arkéa Banque Privée

5 - Scope of cash investments by Crédit Mutuel Arkéa

6 - Scope of financing provided by Crédit Mutuel de Bretagne, du Crédit Mutuel du Sud-Ouest, d'Arkéa Crédit-Bail, Arkéa Banque Entreprises et Institutionnels

7 - Scope of real estate leasing financing by Crédit-Bail

8 - Scénarios adjusted according to relevant sector

2 SECTOR AND THEMATIC POLICIES

Sector and thematic policies intend to further improve the social and environmental impact of the group's activities. They are regularly reviewed and enhanced to adjust to the evolution of the environment and of the market.

SELECTIVE POLICIES TO SUPPORT KEY REGIONAL ISSUES



Real Estate financing

Reduction of 23% by 2030 of the carbon intensity per m² financed in the housing loan books of the regional banks Crédit Mutuel de Bretagne and Crédit Mutuel du Sud-Ouest.



Air transportation Shipping

Crédit Mutuel Arkéa has defined carbon intensity criteria to monitor the financing of these sectors.



Excluding weapons and support to the defence

Two major pillars to maintain a world as peaceful as possible



Wine, Food & Agri Close relationship confirmed in an inclusive and long-term approach, terms of loan approval process based on extra-financial criteria.



Supporting Health in the regions

Commitment to a sector and players facing major challenges for the society and future generations.



Human rights

Crédit Mutuel Arkéa confirms its son enduring commitment to the protection of human rights.

RENONCIATION POLICIES



Coal

Crédit Mutuel Arkéa is committed to phasing out thermal coal by the end of 2027.



Oil and Gas

Crédit Mutuel Arkéa is committed to exit the Non-Conventional Fossil Energy players by the end of 2030 according to the criteria defined in the policy.



Tabac

Related to health, a policy restricting financing and investing in tobacco activities.

2 EXTRA-FINANCIAL PERFORMANCE METRICS *


Metrics	Definition	Scope
Avoided greenhouse gas emissions	The measurement of avoided greenhouse gas emissions (GHG) consists in calculating the difference between greenhouse gas emissions under a baseline scenario and emissions using the technology employed. <i>Monetization index: Trustee value of GHG emissions</i>	Loans granted by Arkéa Banque Entreprises & Institutionnels
Access to social housing	This metric reflects the purchasing power gained thanks to the access to social housing supported by social landlords compared to a standard housing. A social landlord is defined as a public, private, or cooperative entity or a private owner. <i>Monetization Index: Marginal Purchasing Power per Social Housing Unit</i>	Loans granted by Arkéa Banque Entreprises & Institutionnels
Food sovereignty	This metric reflects the contribution of farmers financed by the group to food self-sufficiency, meaning the share of domestic consumption covered by the production from various agricultural sectors in France. Food self-sufficiency is valued by the volume of consumption monetized through an average price, reflecting external pressures on a sector.	Loans granted by CMB and CMSO

* Illustrative metrics = Quantitative element highlighting an action, illustrates a policy or an action

Measuring extra-financial impacts aims to convert in euros the positive and negative externalities of CM Arkéa's opérations. These metrics are based on a methodology specific to CM Arkéa, initiated in 2020, prior to the application of regulatory sustainability requirements. As such, the scopes covered may vary. These metrics are not subject to specific review by auditors.

2 A FOCUS ON SOLIDARITY

ANNUAL AMOUNTS DISTRIBUTED THROUGH SOLIDARITY AND SPONSORSHIP SCHEMES (€m)



Strategic Plan Target : €10m / year

The schemes encompass CM Arkéa's Endowment Fund, the various Solidarity Initiatives set by the regional banks, discount provided to clients ('Budg'équilibre'), the Solidarité Assurances fund, skill-based sponsorship and PhiNOE (a fund dedicated to supporting job creation in the regions).

Crédit Mutuel Arkéa expresses and establishes its cooperative commitment on a daily basis through solidarity and patronage mechanisms that allow the group's entities to support individuals in difficulty, associations and local actors.

€12.4m distributed in 2025



€3.6m

Notably to the **health sector in our regions** (hospitals of Brest, Rennes, Vannes, Bordeaux), or support to dedicated campaigns such as breast cancer or epilepsy.

Solidarity schemes within regional banks and insurance

€6.1m

A commitment to solidarity to support **players who promote and maintain employment in the territories**, either individually through donations, or more broadly through a pooled action for cooperative members such as are farmers hit by a severe hailstorm (Solidarités Grêle in Dordogne).

Skill-based sponsorship

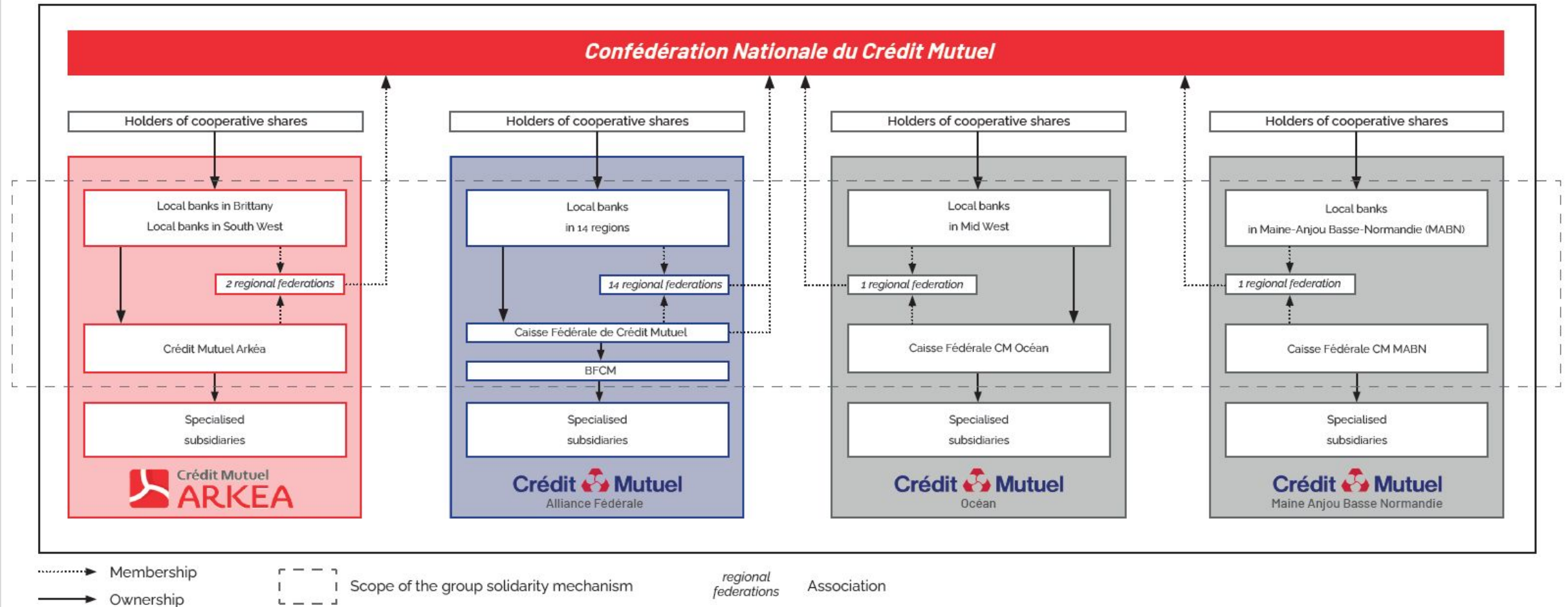
€2.7m

In particular, the opportunity offered to employees to spend the last year before retirement in skills-based volunteering to **leverage their experience at the service of a non-profit organisation**.

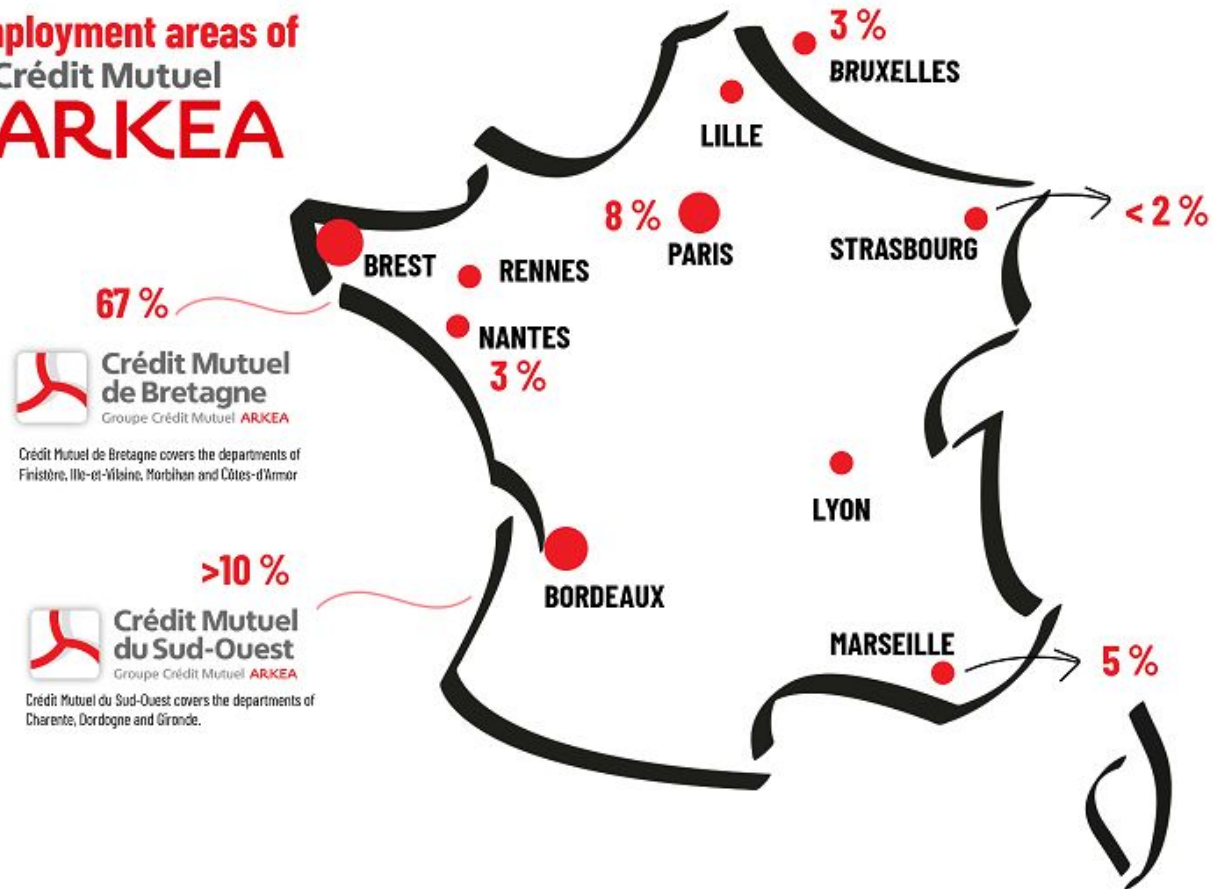
APPENDIX

3

GROUP APPENDICES



Main employment areas of Crédit Mutuel ARKEA



A territorial group, **Crédit Mutuel Arkéa** is committed to maintaining decision-making centres and employment pools in the regions.

**A regional base
and operations in Europe.**



A presence in Belgium with Keytrade Bank and ProCapital

A European reach with Monext, the subsidiary specializing in electronic payments.

CRÉDIT MUTUEL ARKÉA'S DIVERSIFIED BUSINESS MIX

Crédit Mutuel Arkéa is a diversified cooperative and collaborative banking group. It is active across the full range of the bank-insurance activities while boasting growing positions in the complementary markets of real estate services, technologies and personal services.

RETAIL BANKING FOR INDIVIDUALS AND PROFESSIONALS



Crédit Mutuel
de Bretagne



Crédit Mutuel
du Sud-Ouest



fortuneo
BANQUE



KEYTRADE
BANK



ARKEA
Banque Privée



CFCAL



ARKEA
Financements & Services

INSURANCE AND ASSET MANAGEMENT



SURAVENIR



SURAVENIR
ASSURANCES



ARKEA
REIM



ARKEA
Asset Management

PROTECTION OF PERSONS AND PROPERTY



ARKEA
Care

BUSINESS-TO-BUSINESS SERVICES



PROCAPITAL



ARKEA
Banking Services



SEQINO



NEXTALK



MONEXT

FINANCING SOLUTIONS FOR BUSINESSES AND INSTITUTIONS



ARKEA BANQUE
Entreprises & Institutionnels



ARKEA
Capital



ARKEA
Lending Services



ARKEA
Crédit Bail

REAL ESTATE



ARMORIQUE
HABITAT



ARKEA
Immobilier Conseil



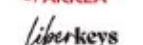
ARKEA
Flex



ARKEA
Real Estate



Izimmoby
by ARKEA



Liberkeys

DISCLAIMER

This presentation has been prepared and is distributed by Crédit Mutuel Arkéa ("the Company") for information purposes only and does not constitute or form part of any recommendation, solicitation, offer or invitation to purchase or subscribe for any securities, bonds and/or notes (together, if any, the "Securities") that may be issued by the Company.

If any offer or invitation is made, it will be done pursuant to separate and distinct documentation in the form of a prospectus or other equivalent document (a "Prospectus") and any decision to purchase or subscribe for any Securities pursuant to such offer or invitation shall be made solely on the basis of such Prospectus and not this presentation.

Each recipient of this presentation shall independently assess the relevance of the information contained herein and shall consult with its own legal, regulatory, tax, business, investment, financial and accounting advisers to the extent it deems necessary, and make its own investment decisions based upon its own judgment and advice from such advisers as it deems necessary and not upon any view expressed in this presentation. This document is intended for market professionals and institutional investors only.

No representation or warranty, express or implied, is made as to the fairness, accuracy, completeness or correctness of the information or opinions contained herein. Furthermore, information relating to parties other than Crédit Mutuel Arkéa or coming from external sources has not been independently verified.

The information presented in this presentation is subject to change by the Company without notice.

Neither the Company, nor any of its affiliates, shareholders, directors, officers, advisers, agents or representatives shall have any liability (in negligence or otherwise) for any loss arising from any use of this presentation or its contents or otherwise arising in connection with this document.

This presentation may contain projections, forecasts, estimates and other forward-looking statements. By their nature, forward-looking statements involve inherent risks and uncertainties, both general and specific, and there is the possibility that the predictions, forecasts, projections and other forward-looking statements will not be achieved. The Company makes no commitment and gives no guarantee that the expected developments will actually materialise. In any case, any reference to past performance is not necessarily indicative of future results. This presentation may not be reproduced, distributed or communicated to third parties nor released in full or in part, by any means, without the prior written consent of the Company. In some countries, the offer or sale of Securities as well as the reproduction, distribution and/or transmission of this presentation may be illegal and/or subject to legal restrictions and/or regulations.

The sum of individual values in the graphs, tables and analyses may differ slightly from the total given as rounding has not been adjusted.

The consolidated financial statements for the financial year ended 31 December 2025 were approved by the Board of Directors of the Company on 18th February 2026 and are currently being audited. They will be the subject of audit reports by the Company's statutory auditors. The extra-financial performance is not been audited by the statutory auditors. However, some metrics are common to both the non-financial performance and the sustainability report prepared as part of CSRD. These are currently under review. Finally, the Company may present illustrative indicators to highlight a policy or action. These figures are not subject to verification by the auditors and are based on a methodology specific to the Company.

